



त्रिभुवन विश्वविद्यालय

शिक्षण अस्पताल

तार-टुयमेड
महाराजगञ्ज
काठमाडौं, नेपाल।

पत्र संख्या :-



मिति : २०८२।०२।२२

यस त्रि.वि.शिक्षण अस्पतालको लागि आ.व. २०८३/०८४ मा आवश्यक पर्ने Plumbing सम्बन्धि सामानहरु विद्युतीय बोलपत्रको माध्यमबाट खरिद गर्नुपर्ने भएको हुँदा लागत अनुमान तयार गर्नको लागि यसै साथ संलग्न लिष्टमा भएका सामानहरुको प्रचलित बजार मूल्यको आधारमा दररेट उपलब्ध गराई दिनुहुन अनुरोध छ। उक्त कार्य गर्न इच्छुक सम्बन्धित विषयमा इजाजत प्राप्त आ.व.२०८२/०८३ को लागि अस्पतालमा सूचीकृत वा अन्य व्यक्ति, फर्म तथा सप्लायर्सहरुले फर्म दर्ता, VAT दर्ता र पछिल्लो आ.व.को कर चुक्ता गरेको प्रमाणपत्रको प्रतिलिपि सहित अस्पतालको Website र सूचना पाटीमा यो सूचना प्रकाशित भएको मितिले ७ (सात) दिन भित्र सामान्य प्रशासन शाखा 'ख' तथा tuthgeneraladmin@iom.edu.np मा पेश गर्नु हुन सम्बन्धित सबैको लागि जानकारी गराइन्छ।


योगनाथ ढकाल

प्रमुख


सामान्य प्रशासन शाखा 'ख'

TU Teaching Hospital, Maharajgunj
Plumbing सम्बन्धी सामानहरूको प्रचलित दररेट विवरण
 आ.व. ०८३/०८४

SN	Items	Brand	Unit	Qty	Rate
1	GI pipe 1/2" medium (1pc=20ft)	Sun/Hulas/Equivalent	Pcs	1	
2	GI pipe 3/4" medium (1pc=20ft)	"	Pcs	1	
3	GI pipe 1" medium (1pc=20ft)	"	Pcs	1	
4	PPR pipe 1/2" (1pc=10ft)	Nepatop/Hilltake/Panchakanya Equivalent	Pcs	1	
5	PPR pipe 1/2" (Roll)	"	Mtr	1	
6	PPR pipe 3/4" (1pc=10ft)	"	Pcs	1	
7	PPR pipe 3/4" (Roll)	"	Mtr	1	
8	PPR pipe 1" (1pc=10ft)	"	Pcs	1	
9	PPR pipe 1" (Roll)	"	Mtr	1	
10	PPR pipe 1 1/2" (1pc=10ft)	"	Pcs	1	
11	PPR pipe 2" (1pc=10ft)	"	Pcs	1	
12	CPVC pipe 1/2" (1pc=10ft)	Marvel/Panchakanya Equivalent	Pcs	1	
13	CPVC pipe 3/4" (1pc=10ft)	"	Pcs	1	
14	CPVC pipe 1" (1pc=10ft)	"	Pcs	1	
15	CPVC pipe 1 1/2" (1pc=10ft)	"	Pcs	1	
16	CPVC pipe 2" (1pc=10ft)	"	Pcs	1	
17	UPVC pipe 1/2" (1pc=10ft)	"	Pcs	1	
18	UPVC pipe 3/4" (1pc=10ft)	"	Pcs	1	
19	UPVC pipe 1" (1pc=10ft)	"	Pcs	1	
20	UPVC pipe 2" (1pc=10ft)	"	Pcs	1	
21	4" PVC Pipe Pressure of 4kg/sqcm(1pc=10ft)	"	Pcs	1	
22	2 1/2" PVC Pipe Pressure of 6kg/sqcm(1pc=10ft)	"	Pcs	1	
23	1 1/2" PVC Pipe(1pc=10ft)	"	Pcs	1	
24	GI 1/2" Socket	Sun/Hulas/Equivalent (Medium)	Pcs	1	
25	GI 3/4" Socket	"	Pcs	1	
26	GI 1" Socket	"	Pcs	1	
27	PPR 1/2" Socket	Nepatop/Hilltake/Panchakanya Equivalent	Pcs	1	
28	PPR 3/4" Socket	"	Pcs	1	
29	PPR 1" Socket	"	Pcs	1	
30	PPR 1 1/2" Socket	"	Pcs	1	
31	PPR 2" Socket	"	Pcs	1	
32	PPR 1/2" x 3/4" Reducer Socket	"	Pcs	1	
33	PPR 3/4" x 1" Reducer Socket	"	Pcs	1	
34	PPR 1" x 1/2" Reducer Socket	"	Pcs	1	
35	PPR 1/2" Male/Female brass Socket	"	Pcs	1	
36	PPR 3/4" Male/Female brass Socket	Nepatop/Hilltake/Panchakanya Equivalent	Pcs	1	
37	PPR 1" Male/Female brass Socket	"	Pcs	1	
38	CPVC 1/2" Socket	Marvel/Panchakanya Equivalent	Pcs	1	



 TU Teaching Hospital, Maharajgunj
 विभागीय उपप्रमुख

39	CPVC 3/4" Socket	"	Pcs	1	
40	CPVC 1" Socket	"	Pcs	1	
41	CPVC 1 1/2" Socket	"	Pcs	1	
42	CPVC 2" Socket	"	Pcs	1	
43	CPVC 1/2" Brass male/female Socket	"	Pcs	1	
44	CPVC 3/4" Brass male/female Socket	"	Pcs	1	
45	CPVC 1" Brass male/female Socket	"	Pcs	1	
46	CPVC 1" hexa male/female Socket	"	Pcs	1	
47	CPVC 2" hexa male/female Socket	"	Pcs	1	
48	CPVC 3/4"x1/2" R. male/female Brass Socket	"	Pcs	1	
49	CPVC 3/4"x1" R. male/female Brass Socket	"	Pcs	1	
50	CPVC 1" x1/2" R. male/female Brass Socket	"	Pcs	1	
51	CPVC 1/2" x 3/4" Reducer Socket	"	Pcs	1	
52	CPVC 3/4" x 1" Reducer Socket	"	Pcs	1	
53	CPVC 1" x 1/2" Reducer Socket	"	Pcs	1	
54	UPVC 1/2" Socket	"	Pcs	1	
55	UPVC 3/4" Socket	"	Pcs	1	
56	UPVC 1" Socket	"	Pcs	1	
57	UPVC 1 1/2" Socket	"	Pcs	1	
58	UPVC 2" Socket	"	Pcs	1	
59	UPVC 1/2" x 3/4" Reducer Socket	"	Pcs	1	
60	UPVC 3/4" x 1" Reducer Socket	"	Pcs	1	
61	UPVC 1" x 1/2" Reducer Socket	"	Pcs	1	
62	PPR 1/2" Elbow	"	Pcs	1	
63	PPR 3/4" Elbow	"	Pcs	1	
64	PPR 1" Elbow	"	Pcs	1	
65	PPR 1 1/2" Elbow	"	Pcs	1	
66	PPR 2" Elbow	"	Pcs	1	
67	PPR 1/2" Male/Female Elbow	"	Pcs	1	
68	PPR 3/4" Male/Female Elbow	"	Pcs	1	
69	PPR 1" Male/Female Elbow	"	Pcs	1	
70	PPR 1/2" Male/Female brass Elbow	"	Pcs	1	
71	PPR 3/4" Male/Female brass Elbow	"	Pcs	1	
72	PPR 1" Male/Female brass Elbow	"	Pcs	1	
73	CPVC 1/2" Elbow	Marvel/Panchakanya Equivalent	Pcs	1	
74	CPVC 3/4" Elbow	"	Pcs	1	
75	CPVC 1" Elbow	"	Pcs	1	
76	CPVC 1 1/2" Elbow	"	Pcs	1	
77	CPVC 2" Elbow	"	Pcs	1	
78	CPVC 3/4"X1/2" Reducer Elbow	"	Pcs	1	
79	CPVC 3/4" x 1" Reducer Elbow	"	Pcs	1	
80	CPVC 1" x 1/2" Reducer Elbow	"	Pcs	1	
81	CPVC 3/4"x1/2" R. male/female Brass	Marvel/Panchakanya Equivalent	Pcs	1	
82	CPVC 3/4"x1" R. male/female Brass Elb	"	Pcs	1	



 Panchakanya Engineering College

127	CI 1" Plug	"	Pcs	1	
128	CPVC 1/2" Plug	"	Pcs	1	
129	CPVC 3/4" Plug	"	Pcs	1	
130	CPVC 1" Plug	"	Pcs	1	
131	CPVC 1/2" Male/Female brass Socket	Marvel/Panchakanya Equivalent	Pcs	1	
132	CPVC 3/4" Male/Female brass Socket	"	Pcs	1	
133	CPVC 1" Male/Female brass Socket	"	Pcs	1	
134	CPVC 1/2" Male/Female brass Elbow	"	Pcs	1	
135	CPVC 3/4" Male/Female brass Elbow	"	Pcs	1	
136	CPVC 1" Male/Female brass Elbow	"	Pcs	1	
137	CPVC Solvent Cement (200ml = 1pcs)	"	Pcs	1	
138	CPVC 1/2" Blub valve		Pcs	1	
139	CPVC 3/4" Blub valve		Pcs	1	
140	CPVC 1" Blub valve		Pcs	1	
141	CPVC 2" Blub valve		Pcs	1	
142	4" PVC 90° Bend	"	Pcs	1	
143	4" PVC 45° Bend	"	Pcs	1	
144	2 1/2" PVC 90° Bend	"	Pcs	1	
145	2 1/2" PVC 45° Bend	"	Pcs	1	
146	1 1/2" PVC 90° Bend	"	Pcs	1	
147	1 1/2" PVC 45° Bend	"	Pcs	1	
148	4" PVC Socket	"	Pcs	1	
149	2 1/2" PVC Socket	"	Pcs	1	
150	1 1/2" PVC socket	"	Pcs	1	
151	4" PVC Tee	"	Pcs	1	
152	2 1/2" PVC Tee	"	Pcs	1	
153	1 1/2" PVC Tee	"	Pcs	1	
154	4" PVC Door Bend	"	Pcs	1	
155	2 1/2" PVC Door Bend	"	Pcs	1	
156	4" PVC Door Tee	"	Pcs	1	
157	2 1/2" PVC Door Tee	"	Pcs	1	
158	4" PVC Y	"	Pcs	1	
159	2 1/2" PVC Y	"	Pcs	1	
160	4" X 2 1/2" PVC Reducer Socket	"	Pcs	1	
161	2 1/2" X 1 1/2" PVC Reducer Socket	"	Pcs	1	
162	UPVC Solvent Cement (200ml=1pcs)	"	Pcs	1	
163	CPVC ball valve 1/2"		Pcs	1	
164	CPVC ball valve 3/4"		Pcs	1	
165	CPVC ball valve 1"		Pcs	1	
166	1/2" Ring Clamp	Standard quality	Pcs	1	
167	1" Ring Clamp	"	Pcs	1	
168	1" pipe को लागि U clamp	"	Pcs	1	
169	3/4" pipe को लागि U clamp	"	Pcs	1	
170	1/2" pipe को लागि U clamp	"	Pcs	1	




विद्युत विभाग

सिन्धु प्रदेश


सुदूरपश्चिम

171	1/2" Brass Gate valve (Heavy)	Laxmi/Amar/DTC Equivalent	Pcs	1	
172	3/4" Brass Gate valve(Heavy)	"	Pcs	1	
173	1" Brass Gate valve(Heavy)	"	Pcs	1	
174	1 1/2" Brass Gate valve(Heavy)	"	Pcs	1	
175	1 1/4" Brass Gate valve(Heavy)	"	Pcs	1	
176	2" Brass Gate valve(Heavy)	"	Pcs	1	
177	1/2" Move valve Brass (Heavy)	"	Pcs	1	
178	3/4" Move valve Brass (Heavy)	"	Pcs	1	
179	1" move valve Brass (Heavy)	"	Pcs	1	
180	1 1/2" move valve Brass (Heavy)	"	Pcs	1	
181	1 1/4" move valve Brass (Heavy)	"	Pcs	1	
182	2" move valve Brass (Heavy)	"	Pcs	1	
183	1/2" Ball Cock (metal Body)	"	Pcs	1	
184	1" Ball Cock (metal Body)	"	Pcs	1	
185	Blub Cock for PVC Cisten	"	Pcs	1	
186	Bib cock (SS Body)	Parryware/Hindware Equivalent	Pcs	1	
187	Two way bib cock Dimensions 150 × 60 × 96 cm Color Finish Chrome Catridge MM 1/2"		Pcs	1	
188	Long body Tap (SS Body) minimum 600g 4.2x4.6x9.2cm)	weight Dimensions	"	Pcs	1
189	Piller cock (SS Body) nut 20mm 255 g	brass check Weight minimum	"	Pcs	1
190	Arm Push Tap (SS Body) minimum 500g 110mm)handel200mm	weight Dimensions L/H	"	Pcs	1
191	Angle valve (SS Body) Hole Diameter:1.3 cm Other Dimensions:LENGTH = 9.5 CM, WEIGHT minimum 155 g		"	Pcs	1
192	Basin mixture/wall mounted (SS Body)	"	Pcs	1	
193	Sinkable Tap/wall mounted(SS Body)	"	Pcs	1	
194	Sink mixture/wall mounted (SS Body)	"	Pcs	1	
195	Shower Mixture(SS Body)	"	Pcs	1	
196	Shower (SS Body)	"	Pcs	1	
197	Brass bib cock	"	Pcs	1	
198	Bond seal 50 g	"	Pcs	1	
199	Thread Seal tap (50m role=1pcs)	"	Pcs	1	
200	Commode cover any size	Parryware/Hindware Equivalent	Pcs	1	
201	Two piece ciston handle (Plastic)	"	Pcs	1	
202	Ordinary Commode S/p type	"	Pcs	1	
203	Single piece commode double suction	"	Pcs	1	
204	Commode float valve	"	Pcs	1	
205	Dual flush valve	"	Pcs	1	



 आर्य समाज प्रशासनिक विभाग

206	CT Pan with syphon	Hindustan/Hindware/Classic	Pcs	1	
207	PVC Ciston set	"	Pcs	1	
208	PVC Cistern syphon washer	"	Pcs	1	
209	16"X22" Wash Basin	"	Pcs	1	
210	4" Sink Coupling		Pcs	1	
211	2 1/2" Sink Coupling		Pcs	1	
212	PVC Ciston Ball Cock		Pcs	1	
213	Syphon of PVC Ciston		Pcs	1	
214	1 1/4" Waste pipe with coupling		Pcs	1	
215	1 1/2" Waste pipe with coupling		Pcs	1	
	Commode Spray Hade		Pcs	1	
	Nibp hose pipe push pull connector set		Set	1	
216	1 mts SS flexible compde spray pipe		Pcs	1	
217	1/2" X 2" GI nipple	Sun/Hulas/Equivalent (Medium)	Pcs	1	
218	3/4" X 2" GI nipple	"	Pcs	1	
219	1"X 3" GI nipple	"	Pcs	1	
220	Float switch	Standard quality	Pcs	1	
221	SS Connection pipe 18" Pressure 8 Bar.Temp. 90° C.	Standard quality	Pcs	1	
222	SS Connection pipe 24" Pressure 8 Bar.Temp. 90° C.	"	Pcs	1	
223	SS Connection Pipe S/Nut for Basin Mixer Pair: 1/2" X 1/2"		Pcs	1	
224	Cistern dual flush button (different types)		Pcs	1	
225	Monobloc tap tail fixing set		Pcs	1	
226	Husky basin wrench		Pcs	1	
227	Presser swatch		Pcs	1	
228	RO Membrane KC-4040-C		Pcs	1	
229	Chlorine		Ltr	1	
230	Caustic soda		Kg	1	
231	Potash		Kg	1	
232	white cement (1kg-1pcs)		Kg	1	
233	Salt (1kg-1pcs)		Kg	1	
234	Cement (50kg = 1bora)		Bora	1	
235	Clog remover for opening pipeline blockage		Pcs	1	
236	Pipe wrench 14inch		Pcs	1	
237	Adjustable wrench 8inch		Pcs	1	
238	Crow plier		Pcs	1	
239	Hax saw blade		Pcs	1	
240	Urinal Push valve set		Pcs	1	
241	Hax saw frame		Pcs	1	
242	Foot Press Valve		Pcs	1	
243	Energy Efficient Horizontal Centrifugal Pump 5 HP		Pcs	1	
	Working Voltage & Frequency	380-415 V (± 5%) & 50Hz ± 5%			
	Rated kW	3.7kW			



	Liquid	Water at ambient temperature			
	Operating Head	20 m			
	Discharge	5 lps or higher			
	Overall Efficiency	≥70%			
	Motor Efficiency	Minimum IE 3 Efficiency Class or more			
	Insulation	Class F or above suitable for running up to 12 hours a day			
	Inlet and outlet diameter	As per site requirement			
	Material of Construction	Casing – Cast Iron; Impeller – SS 304, Shaft – EN 8, Sleeve – SS 410			
	Certifications and Warranty	EU design Certified or equivalent and Minimum 3 years replacement			
244	Energy Efficient Horizontal Centrifugal Pump 7 HP		Pcs	1	
	Working Voltage & Frequency	380-415 V (± 5%) & 50Hz ± 5%			
	Rated kW	5.5 kW			
	Liquid	Water at ambient temperature			
	Operating Head	25 m			
	Discharge	8 lps or higher			
	Overall Efficiency	≥70%			
	Motor Efficiency	Minimum IE 3 Efficiency Class or more			
	Insulation	Class F or above suitable for running up to 12 hours a day			
	Inlet and outlet diameter	As per site requirement			
	Material of Construction	Casing – Cast Iron; Impeller – SS 304, Shaft – EN 8, Sleeve – SS 410			
	Certifications and Warranty	EU design Certified or equivalent and Minimum 3 years replacement			
245	Energy Efficient Horizontal Centrifugal Pump 10 HP		Pcs	1	
	Working Voltage & Frequency	380-415 V (± 5%) & 50Hz ± 5%			
	Rated kW	7.5 Kw			
	Liquid	Water at ambient temperature			
	Operating Head	40 m			
	Discharge	25 lps or higher			
	Overall Efficiency	≥70%			
	Motor Efficiency	Minimum IE 3 Efficiency Class or more			
	Insulation	Class F or above suitable for running up to 12 hours a day			
	Inlet and outlet diameter	As per site requirement			
	Material of Construction	Casing – Cast Iron; Impeller – SS 304, Shaft – EN 8, Sleeve – SS 410			

Handwritten signature or mark.

	Certifications and Warranty	EU design Certified or equivalent and Minimum 3 years replacement		
--	-----------------------------	---	--	--

und

